

Trump 2.0

Where Have We Been?

Where are Now? and

Where are We Going?

David A. Dulio
Distinguished Professor, Department of Political Science
Director, Center for Civic Engagement
Oakland University

Where Are We Now?

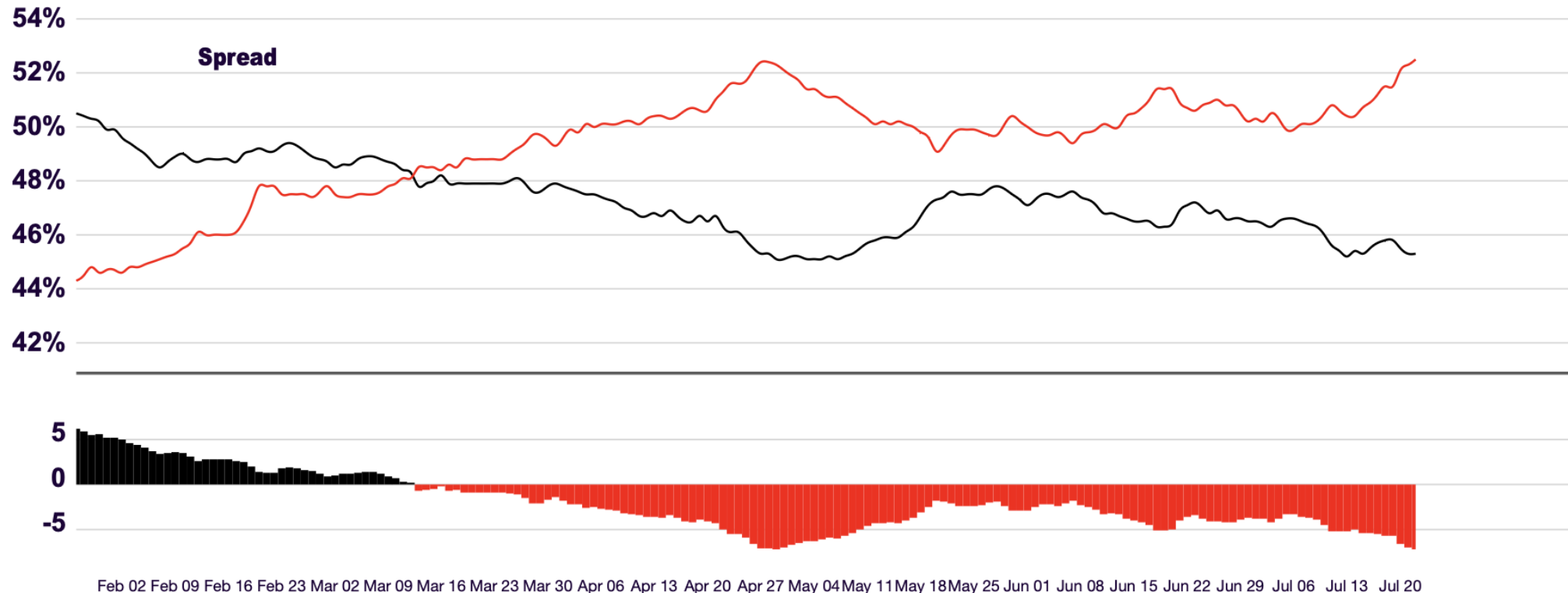


RealClearPolitics Poll Average

45.3 Approve

52.5 Disapprove -7.2

President Trump Job Approval



Where Have We Been (February)?

TRUMP IS OUTPERFORMING BIDEN IN PERCEPTIONS OF HANDLING KEY ISSUES, AND HAS MAJORITY APPROVAL ON IMMIGRATION, REDUCING GOVERNMENT COSTS AND RETURNING AMERICA TO ITS VALUES

HARVARD CAPS
HARRIS POLL

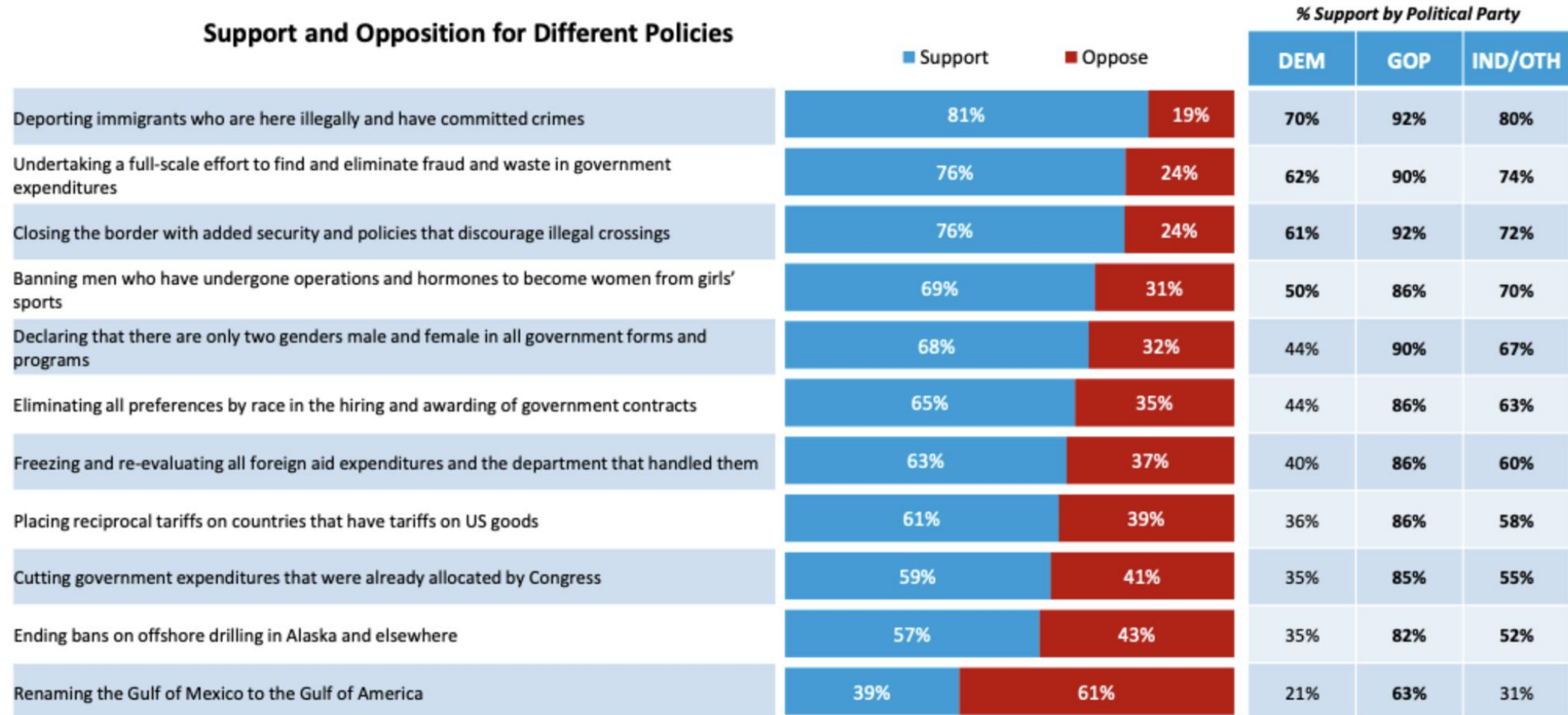
Approve of Trump on... (Strongly or Somewhat Approve)

	Jan 25 (Biden)	Feb 25 (Trump)
The Economy	37%	49%
Immigration	34%	56%
Foreign Affairs	38%	48%
Administering the Gov't	40%	49%
Handling inflation	34%	45%
Reducing the cost of the government		53%
Returning America to its values		53%

Where Have We Been (February)?

BESIDES RENAMING THE GULF OF MEXICO, EACH OF TRUMP'S POLICIES TESTED RECEIVED STRONG MAJORITY SUPPORT, ESPECIALLY BORDER SECURITY AND REDUCING GOVERNMENT WASTE

HARVARD CAPS
HARRIS POLL

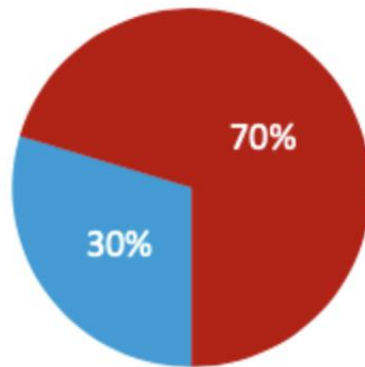


Where Have We Been (February)?

7 IN 10 VOTERS THINK GOVERNMENT EXPENDITURES ARE FILLED WITH WASTE AND AGREE WITH CUTTING \$1T IN EXPENSES

HARVARD CAPS
HARRIS POLL

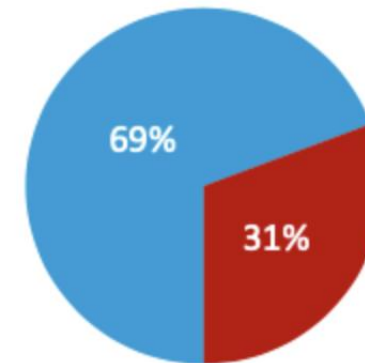
Do you think that the government expenditures are basically fair and reasonable, or do you think they are filled with waste, fraud and inefficiency?



■ Fair and reasonable ■ Filled with waste, fraud and inefficiency

Column %	DEM	GOP	IND/OTH
Fair and reasonable	42%	22%	25%
Filled with waste, fraud and inefficiency	58%	78%	75%

Do you support or oppose the goal of cutting \$1 trillion of government expenditures?



■ Support ■ Oppose

Column %	DEM	GOP	IND/OTH
Support	49%	91%	67%
Oppose	51%	9%	33%

Where Have We Been?

“There is no question that there is an enormous amount of waste and fraud and abuse in this government. There is no question to my mind that Congress has not been vigilant enough in rooting out that waste and fraud to the tunes of billions and billions of dollars. I would simply say that while it is absolutely appropriate to condemn the Congress it is also important to note that we have an administration in this city, in Washington, DC, and the function of an administration is to administer. And that means that when there is waste and fraud you should have an administration that should be on top of that situation.”

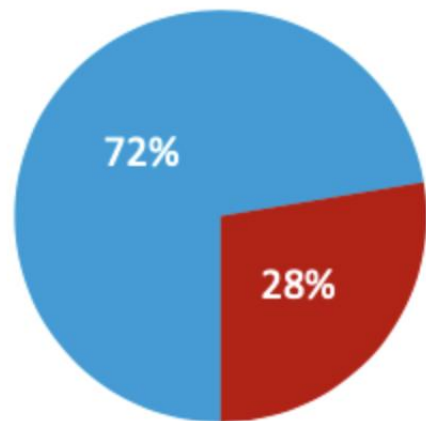


Where Have We Been (February)?

MOST VOTERS AGREE WITH HAVING A GOVERNMENT AGENCY DEDICATED TO EFFICIENCY, AND THAT THE DOGE IS HELPING TO MAKE MAJOR CUTS

HARVARD CAPS
HARRIS POLL

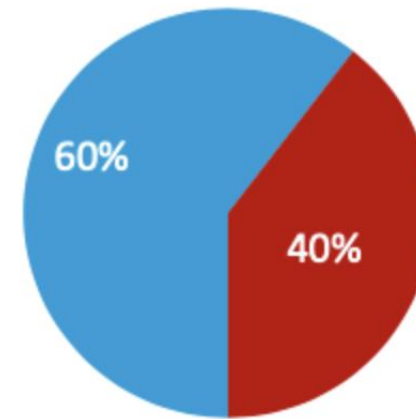
Do you think there should be a U.S. government agency focused on efficiency initiatives, or not?



■ Yes ■ No

Column %	DEM	GOP	IND/OTH
Yes	60%	89%	67%
No	40%	11%	33%

Do think the so-called Department of Government Efficiency (DOGE) led by Elon Musk is helping make major cuts in government expenditures, or not?



■ Making major cuts ■ Not doing so

Column %	DEM	GOP	IND/OTH
Making major cuts	37%	85%	57%
Not doing so	63%	15%	43%

Where Have We Been?

“Everyone knows getting rid of the deficit will require some tough decisions. And that includes cutting back on billions of dollars in programs that people care about. But what should be easy is getting rid of the pointless waste and stupid spending that doesn’t benefit anybody. Sure, some of these cuts aren’t that big but no amount of waste is acceptable. Not when it’s your money.”

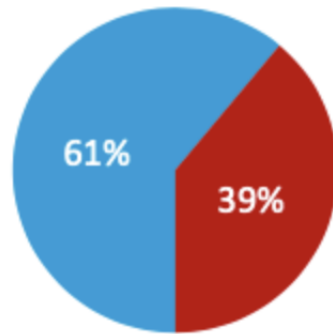


Where Have We Been (February)?

3 IN 5 SUPPORT PLACING RECIPROCAL TARIFFS ON GOODS, BUT A PLURALITY SAY THIS WILL HARM RATHER THAN HELP

HARVARD CAPS
HARRIS POLL

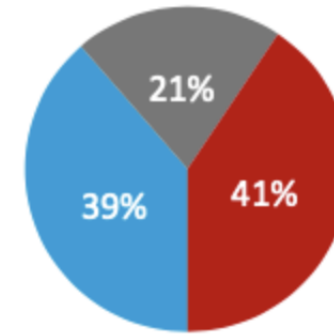
Do you support or oppose placing reciprocal tariffs on goods – putting a tariff on imported goods equal to the tariff that a nation places on US made goods. For example, if China has a 25% tariff on U.S. steel, the U.S. would have a 25% tariff on Chinese steel.



■ Support ■ Oppose

Column %	DEM	GOP	IND/OTH
Support	39%	86%	57%
Oppose	61%	14%	43%

Do you think these tariffs will...?



■ Help (NET) ■ Neither harm nor help ■ Harm (NET)

Column %	DEM	GOP	IND/OTH
Harm (NET)	64%	17%	42%
Neither harm nor help	18%	20%	24%
Help (NET)	18%	63%	34%

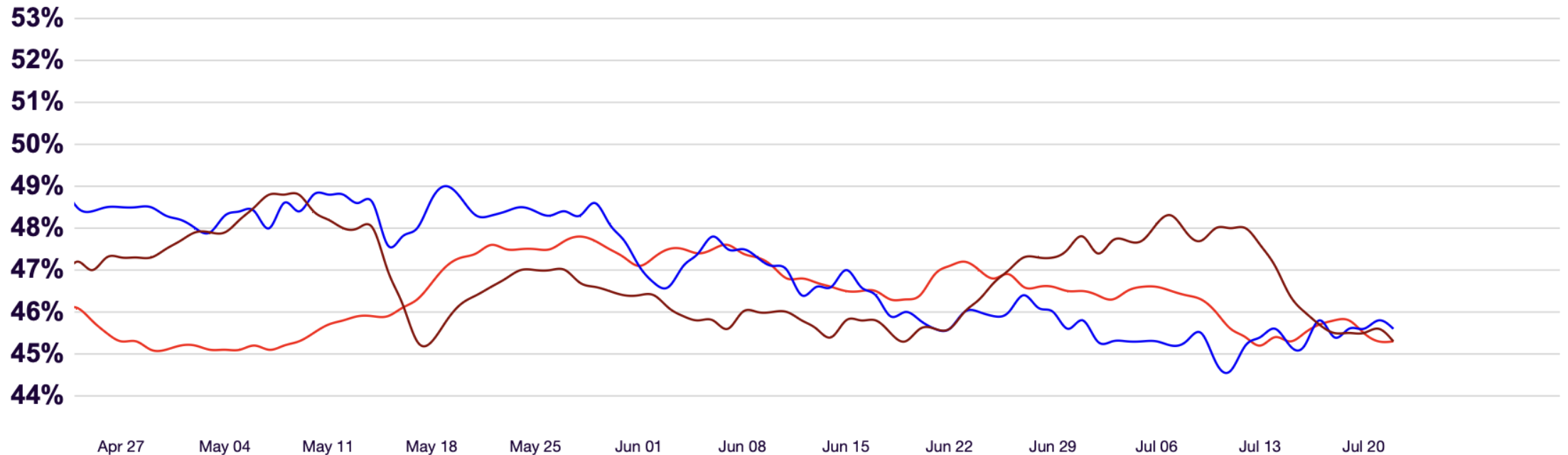
Where Are We Now?



RealClearPolitics Poll Average

TDIH - July 22nd Job Approval		
2025	2013	2005
45.3 Trump	45.6 Obama	45.3 Bush

President Trump, Obama, Bush – Second Term Job Approval



Where Are We Now?

APPROVAL OF TRUMP'S HANDLING OF ISSUES IS HIGHEST IS ON IMMIGRATION AND RETURNING THE U.S. TO ITS VALUES, LOWEST ON TARIFFS AND INFLATION

HARVARD CAPS
HARRIS POLL

Approve of Trump on... (Strongly or Somewhat Approve)

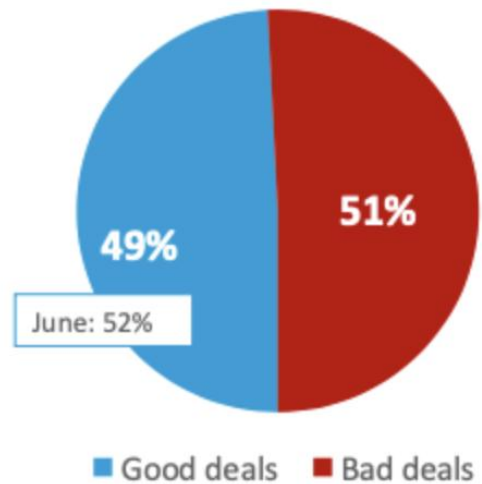
	Jan 25 (Biden)	Feb 25	Mar 25	Apr 25	May 25	Jun 25	July 25
The Economy	37%	49%	45%	43%	46%	44%	44%
Immigration	34%	56%	53%	51%	51%	49%	50%
Foreign Affairs	38%	48%	45%	44%	46%	45%	45%
Administering the Gov't	40%	49%	47%	47%	47%	45%	46%
Handling Inflation	34%	45%	43%	41%	43%	42%	42%
Reducing the Cost of the Government		53%	49%	50%	49%	46%	46%
Returning America to its Values		53%	49%	49%	51%	48%	50%
Tariffs and Trade Policy				41%	42%	41%	42%
Responding to the riots in LA						46%	47%

Where Are We Now?

VOTERS REMAIN DIVIDED OVER THE SUCCESS OF TRUMP'S DEALS, AND A THINNING MAJORITY BELIEVE HE WILL REACH A DEAL WITH CHINA

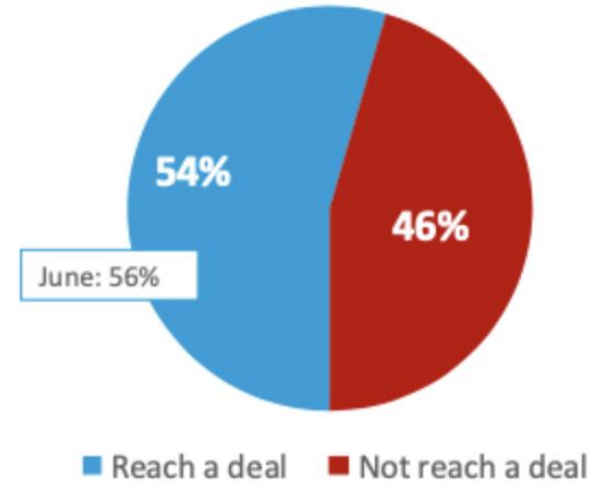
HARVARD CAPS
HARRIS POLL

Do you think President Trump is making good deals on behalf of the country or do you think he is making bad deals just to appear successful?



Column %	DEM	GOP	IND/OTH
Good deals	17%	87%	42%
Bad deals	83%	13%	58%

Do you think he will reach a trade deal with China or not?



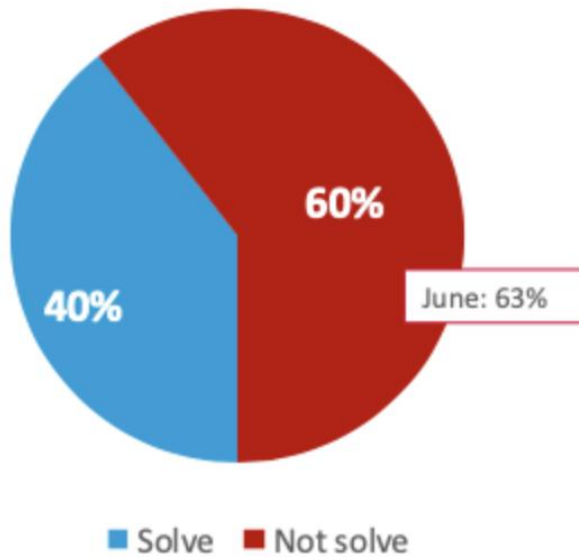
Column %	DEM	GOP	IND/OTH
Reach a deal	30%	83%	49%
Not reach a deal	70%	17%	51%

Where Are We Now?

3 IN 5 VOTERS DOUBT TRUMP'S ABILITY TO SOLVE THE UKRAINE OR THE ISRAEL/HAMAS WAR

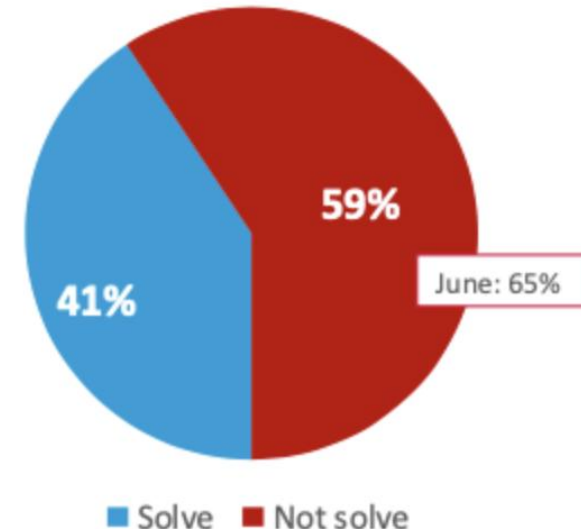
HARVARD CAPS
HARRIS POLL

Do you think Trump will solve the Ukraine war or not?



Column %	DEM	GOP	IND/OTH
Solve	17%	70%	29%
Not solve	83%	30%	71%

Do you think Trump will solve the Israel/Hamas war or not?



Column %	DEM	GOP	IND/OTH
Solve	15%	71%	34%
Not solve	85%	29%	66%

Where Are We Now?

LOWERING DRUG PRICES, DEPORTING ILLEGAL IMMIGRANTS, CUTTING GOV'T WASTE ARE TRUMP'S MOST SUPPORTED POLICIES, WHILE ADDING MEDICAID REQUIREMENTS, TARIFFS, AND OFFSHORE DRILLING ARE THE LEAST

HARVARD CAPS
HARRIS POLL

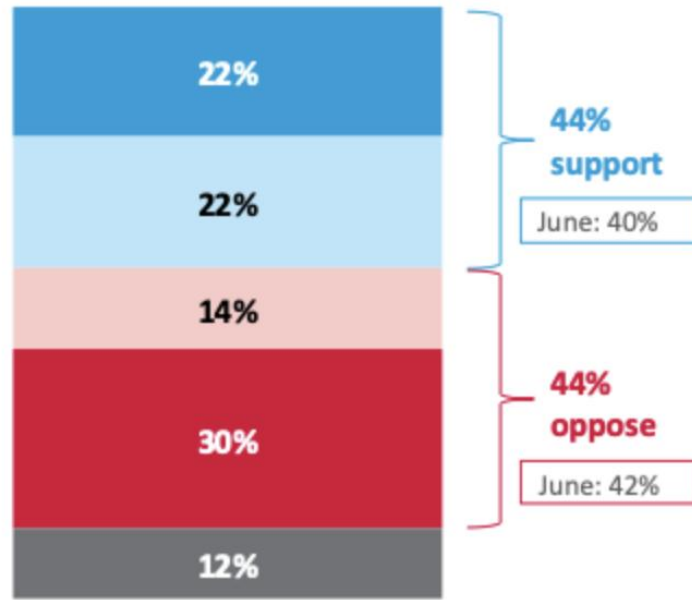
Column %	% Support by Political Party			
	DEM	GOP	IND/OTH	
Lowering prescription drug prices for Medicare recipients and low-income patients	85%	15%	79%	89%
Deporting immigrants who are here illegally and have committed crimes	79%	21%	67%	89%
Undertaking a full-scale effort to find and eliminate fraud and waste in government expenditures	72%	28%	58%	86%
Closing the border with added security and policies that discourage illegal crossings	70%	30%	52%	90%
Banning men who have undergone operations and hormones to become women from girls' sports	66%	34%	47%	83%
Eliminating all preferences by race in the hiring and awarding of government contracts	63%	37%	48%	80%
Declaring that there are only two genders male and female in all government forms and programs	61%	39%	35%	86%
Placing reciprocal tariffs on countries that have tariffs on US goods	61%	39%	40%	83%
Making the 2017 Tax Cuts permanent	59%	41%	39%	81%
Freezing and re-evaluating all foreign aid expenditures and the department that handled them	59%	41%	40%	80%
Ordering strikes on Iran to destroy their nuclear capability	57%	43%	38%	81%
Ordering military strikes on the Houthis to restore international shipping on the Suez Canal	53%	47%	33%	75%
Ending bans on offshore drilling in Alaska and elsewhere	52%	48%	34%	74%
Placing tariffs on goods from China, Mexico and Canada to encourage U.S. manufacturing	51%	49%	26%	78%
Making cost cuts to Medicaid programs by adding work requirements for those up to 64-year-old	44%	56%	24%	67%

Where Are We Now?

VOTERS ARE EVENLY SPLIT ON THE BIG BEAUTIFUL BILL

HARVARD CAPS
HARRIS POLL

The Big Beautiful Bill is a sweeping legislative package covering taxes, government spending, border security, green energy incentives, welfare packages, military investments and more.
Based on what you know about this bill, do you support or oppose it in its current form?



Column %	Heard of bill	DEM	GOP	IND/OTH
Support (NET)	46%	20%	72%	38%
Oppose (NET)	48%	70%	19%	45%
Not sure	6%	10%	9%	17%

■ Strongly support ■ Somewhat support ■ Somewhat oppose
■ Strongly oppose ■ Not sure

Where Are We Now?

MOST OF THE INDIVIDUAL ELEMENTS OF THE BILL RECEIVE STRONG SUPPORT

HARVARD CAPS
HARRIS POLL

How strongly do you support or oppose the following policy proposals? (1 of 2)

■ Support

■ Oppose

■ Not sure

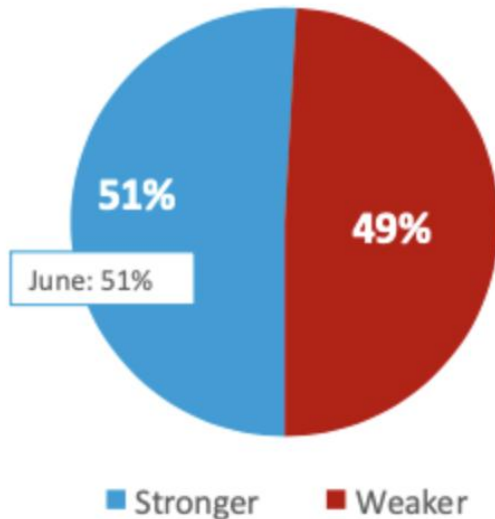
Column %		Heard of bill	DEM	GOP	IND/OTH
Expand health savings accounts and increase support for farmers, ranchers, and disaster recovery	76% 13% 11%	81%	70%	87%	69%
Reduce federal spending by \$1.3 trillion	69% 18% 13%	74%	57%	86%	63%
Increasing the child tax credit to \$2,200 per family permanently	67% 18% 15%	72%	63%	72%	65%
No income taxes on tips and overtime pay for workers earning under \$150,000, capped at \$25,000 annually until 2028	66% 21% 13%	71%	54%	84%	60%
Boost military and naval spending and modernize air traffic control	66% 21% 13%	72%	55%	84%	59%
Invest in rural broadband	66% 15% 20%	73%	60%	77%	60%
Establishing tax-exempt savings accounts for parents, offering a one-time \$1,000 credit per child, with a \$5,000 annual contribution limit	61% 21% 18%	65%	51%	74%	56%
\$6,000 tax deduction for seniors, phasing out for individuals with incomes over \$75,000 (and \$150,000 for couples) for the next three years (until 2028)	59% 20% 20%	65%	46%	74%	56%
Allowing deductions up to \$10,000 per year for interest on auto loans for U.S.-assembled vehicles purchased between 2025 and 2028	59% 21% 20%	63%	46%	77%	51%
Impose work requirements on Medicaid and SNAP recipients	53% 36% 11%	55%	30%	75%	51%

Where Are We Now?

VOTERS REMAIN DIVIDED OVER THE IMPACT OF TRUMP'S POLICIES ON THE ECONOMY AND JOBS

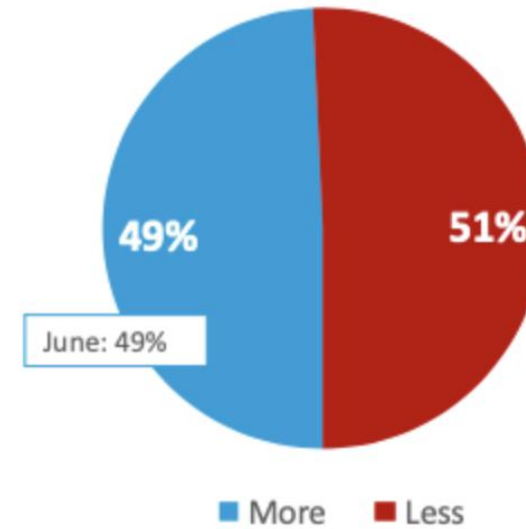
HARVARD CAPS
HARRIS POLL

Do you think Donald Trump's policies are making the U.S. economy stronger or weaker?



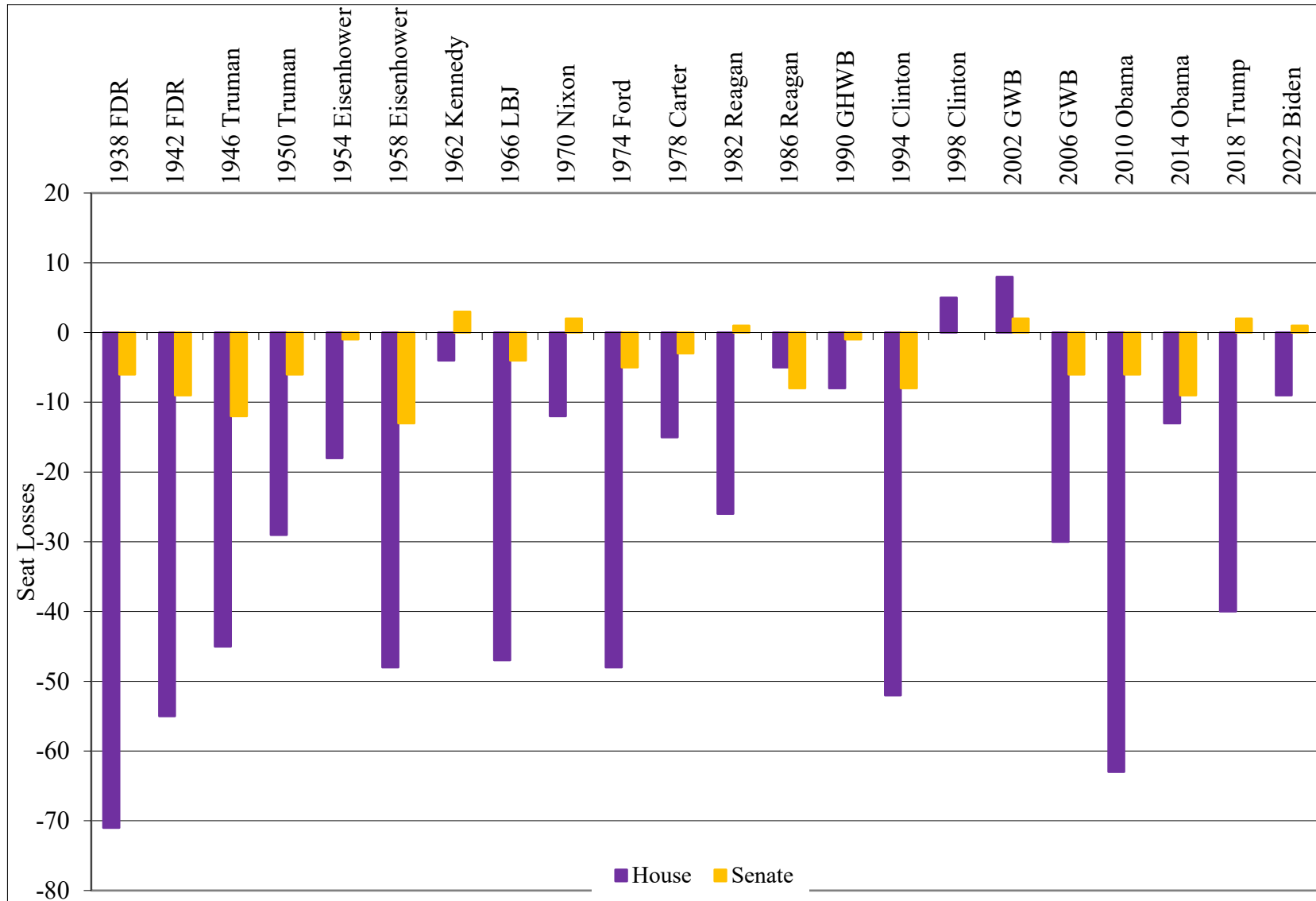
Column %	DEM	GOP	IND/OTH
Stronger	19%	88%	43%
Weaker	81%	12%	57%

Are Donald Trump's policies leading to more or less jobs in the country?

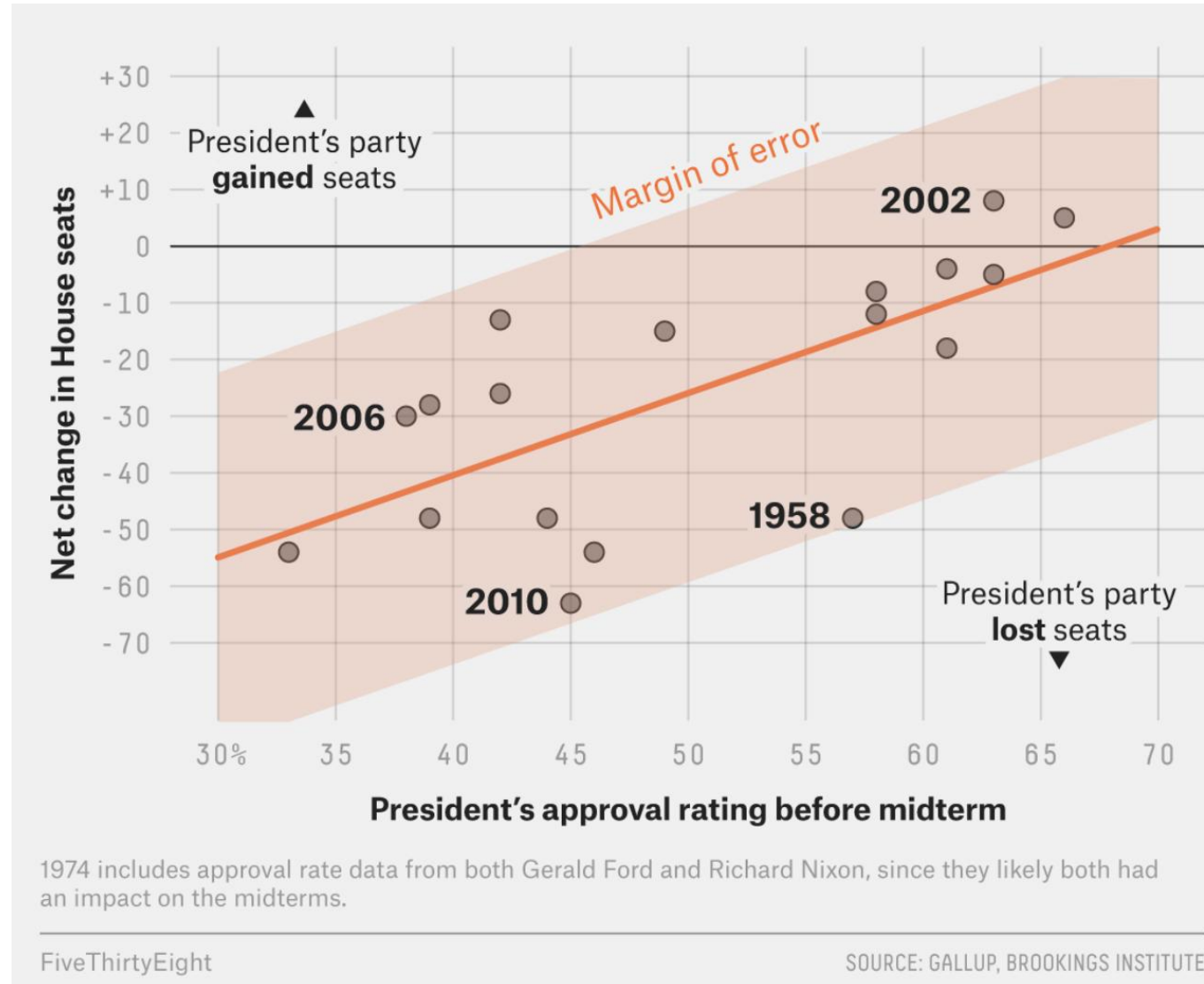


Column %	DEM	GOP	IND/OTH
More	19%	86%	40%
Less	81%	14%	60%

Where Are We Going?



Where Are We Going?



Where Are We Going?

GOP candidates for US Senate

Kent Benham, dentist

Fred Heurtebise, engineer and welder

Mike Rogers, former U.S. representative from Michigan's 8th congressional district

Democratic candidates for US Senate

Abdul El-Sayed, former Wayne County Health Director

Mallory McMorrow, state senator from the 8th district

Haley Stevens, U.S. representative from Michigan's 11th congressional district

Joe Tate, state representative from the 9th district and former speaker of the Michigan House of Representatives

Where Are We Going?

Democratic candidates for governor

Jocelyn Benson, Michigan Secretary of State

Garlin Gilchrist, Lieutenant Governor of Michigan

Marni Sawicki, former mayor of Cape Coral, Florida

Chris Swanson, Genesee County Sheriff

GOP candidates for governor

Mike Cox, former Michigan Attorney General

Anthony Hudson, truck driver

John James, U.S. representative from Michigan's 10th congressional district

Tom Leonard, former speaker of the Michigan House

Aric Nesbitt, Minority Leader of the Michigan Senate

And...

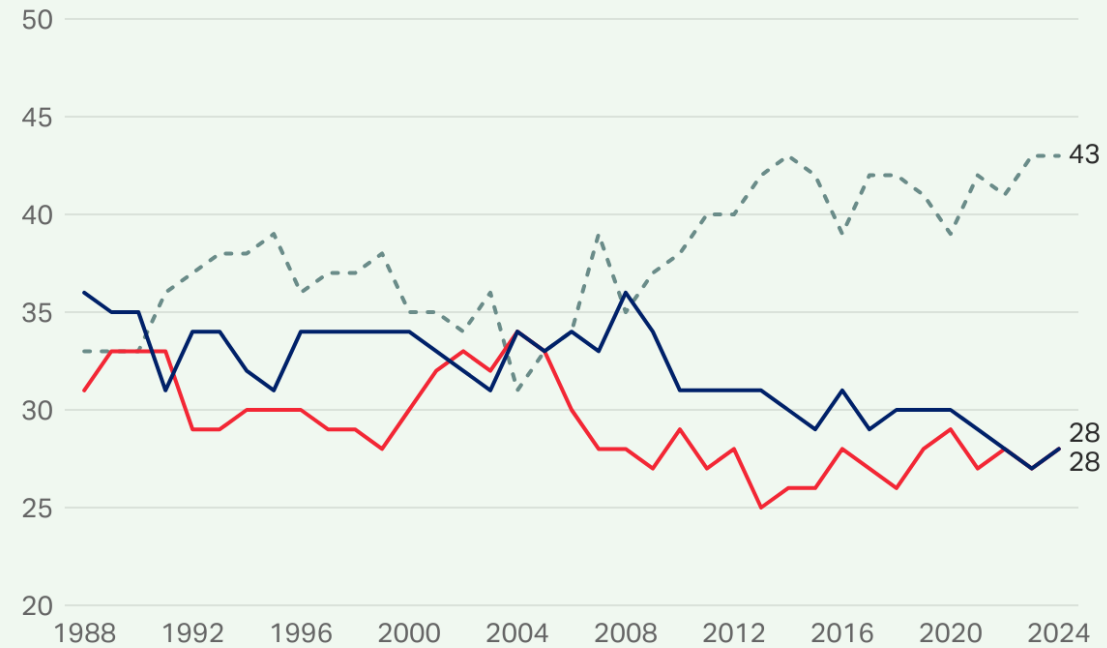
Mike Duggan

Where Are We Going?

U.S. Political Party Identification, 1988-2024

In politics, as of today, do you consider yourself a Republican, a Democrat or an independent?

— % Republican - - % Independent — % Democrat



Based on annual averages of Gallup telephone interview data

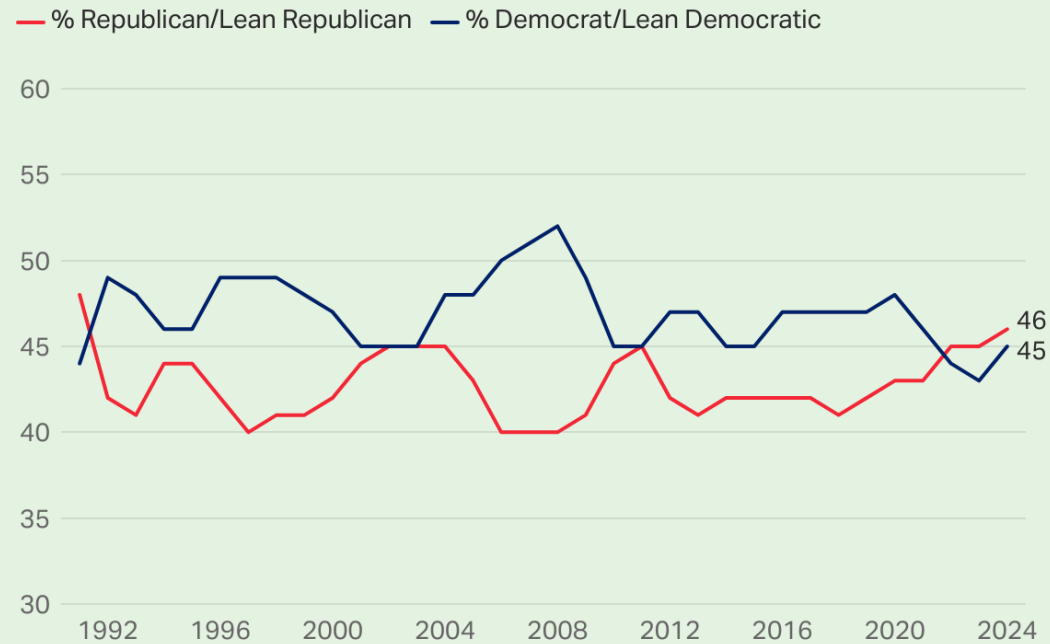
GALLUP®

Where Are We Going?

U.S. Political Party Identification and Leaning, 1991-2024

In politics, as of today, do you consider yourself a Republican, a Democrat or an independent?

As of today, do you lean more to the Democratic Party or the Republican Party?



Based on annual averages of Gallup telephone interview data

GALLUP®

Where Are We Going?





Candidate	◇	Raised	◇	Spent	◇
Curtis Hertel (D)		\$7,557,402		\$7,553,874	



Tom Barrett (R) • <i>Winner</i>		\$5,077,391		\$5,061,580	
---------------------------------	--	-------------	--	-------------	--

Candidate	◇	Raised	◇	Spent	◇
Kristen McDonald Rivet (D) • <i>Winner</i>		\$6,022,804		\$6,005,774	

Paul Junge (R)		\$5,947,658		\$5,600,018	
----------------	--	-------------	--	-------------	--

Where Are We Going?

2022 general election			
Candidate	Party	Total contributions	Total expenditures
✓ Gretchen Whitmer Incumbent	Democratic Party	\$31,893,182 	\$34,766,477 
Tudor Dixon	Republican Party	\$8,781,779 	\$8,249,597 

Candidate	Raised	Spent
 Elissa Slotkin (D) • <i>Winner</i>	\$51,168,064	\$50,885,348
 Mike Rogers (R)	\$12,988,714	\$12,693,919